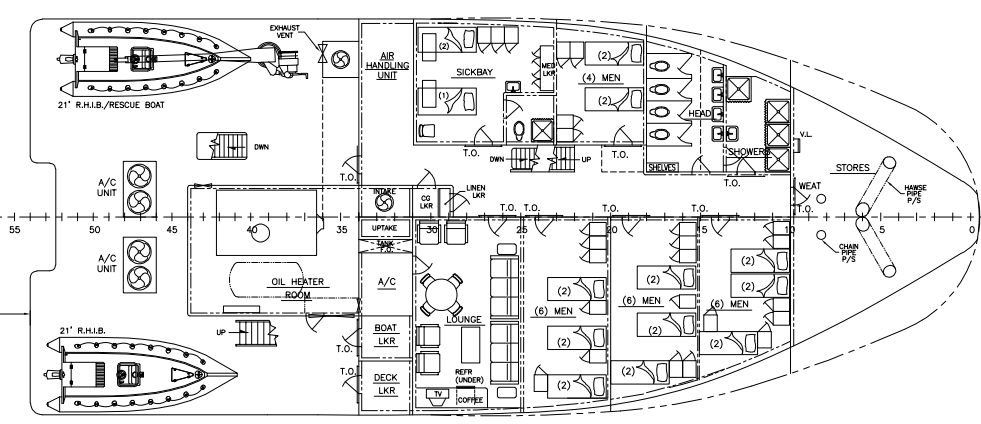
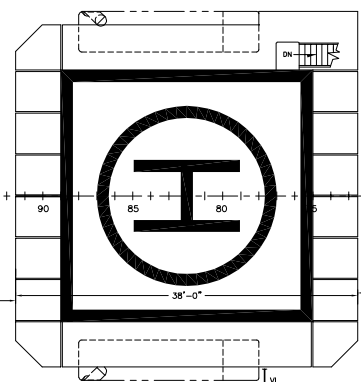
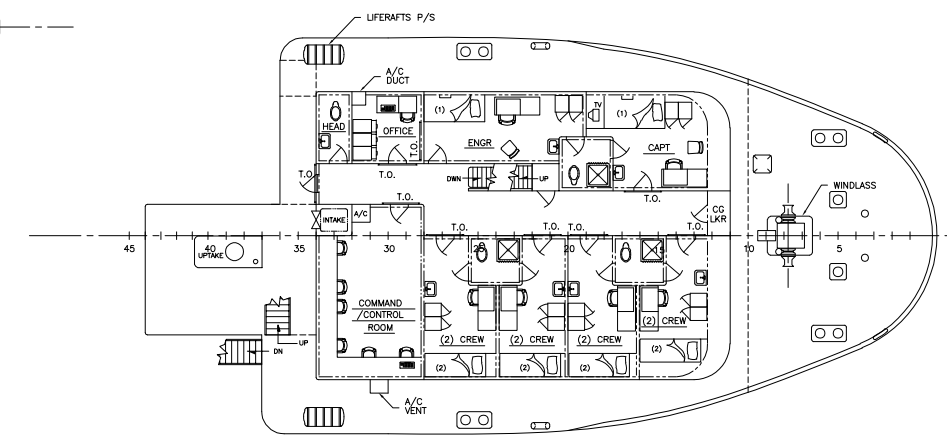


REVISIONS

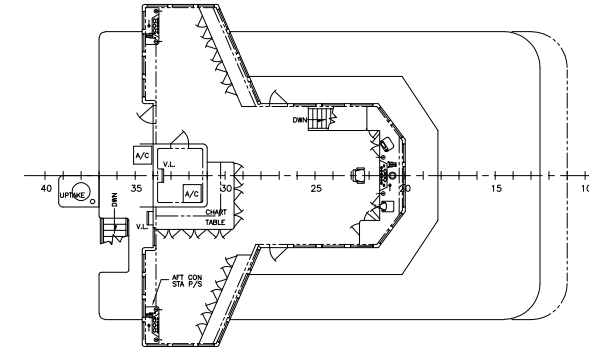
| REV | ZONE | DESCRIPTION | DATE | APPROVED |
|-----|------|---|-----------|----------|
| 0 | | REVISED MAIN DECK LAYOUT TO INCLUDE DIMENSIONS AND REMOVED DSRO EQUIPMENT | 11/1/2022 | PHC |



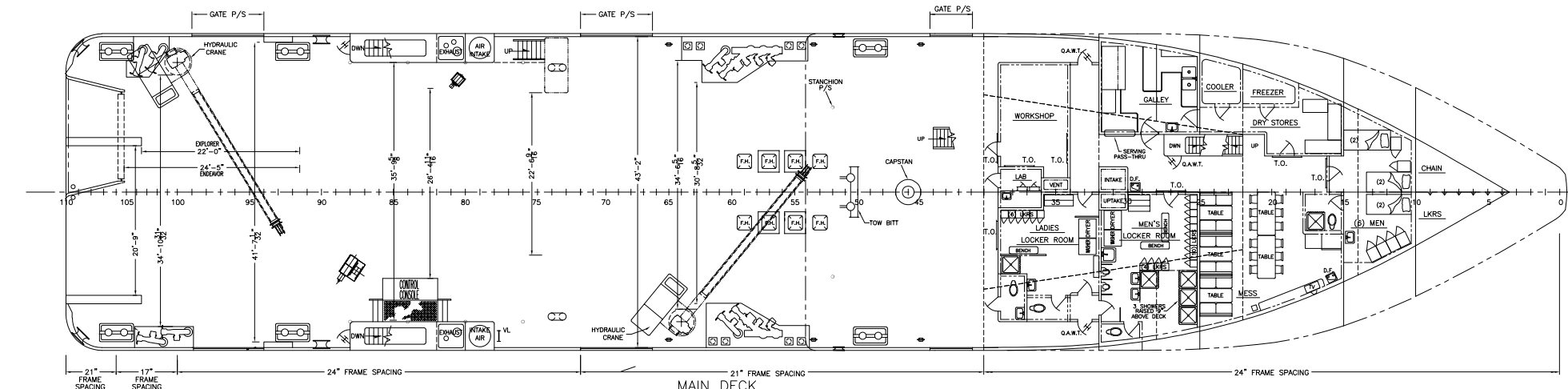
01 LEVEL




02 LEVEL (FO'C'S'LE DECK)



03 LEVEL (BRIDGE)



MAIN DECK



13'-0" W.L.

| | | | |
|--|--|--|--|
| <p>CONTRACT NO.</p> | | <p>This drawing, design concept, and specifications are the property of TRINITY MARINE GROUP and are furnished on a confidential basis with an expressed understanding that they will not be copied in any manner, used for manufacture, sold, transferred, nor used to the detriment of said firm without written permission. The recipient further agrees not to disclose these contents hereof to any other parties except for those specific purposes for which this drawing was issued.</p> | |
| <p>A Trinity Industries Co. Halter Marine, Inc. 14055 Industrial Seaway Rd. P.O. Box 3029 - Gulfport, MS, 39505</p> | | <p>208' X 44' X 17' M.S.R.C. SPILL RESPONSE VESSEL</p> | |
| <p>DRAWN BY: _____ DATE _____</p> | | <p>DATE: 8/30/91</p> | |
| <p>CHECKED BY: _____ DATE _____</p> | | <p>DATE: _____</p> | |
| <p>APPVD: _____ DATE _____</p> | | <p>DATE: _____</p> | |
| <p>APPVD: A.B.S. _____ DATE _____</p> | | <p>DATE: _____</p> | |
| <p>APPVD: U.S.C.G. _____ DATE _____</p> | | <p>DATE: _____</p> | |
| <p>JOB NO. P649 SEE APPL</p> | | <p>HULL NO. 1292&1294</p> | |
| <p>SCALE: 3/32"=1'-0"</p> | | <p>SHEET 1 OF 1</p> | |

8 7 6 5 4 3 2 1

A B C D